

Exploring Attributes, Fractions, and Salute!

Home Link 7-6

NAME _____


DATE _____

Family Note

Today your child explored the connection between addition and subtraction in the game *Salute!*, divided shapes in half, and further explored attributes of shapes. Children will continue working with shapes in future lessons. To prepare for this, help your child find objects with the shapes listed below.

Also included in this Home Link are more Fact Triangles for further fact practice.

Please return this Home Link to school tomorrow.

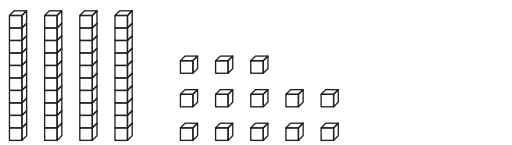
- ① Find something in your house that has a triangle on it. 
Write its name, or draw its picture.

- ② Find something in your house that has a circle on it.
Write its name, or draw its picture.

- ③ Find something in your house that has a square on it.
Write its name, or draw its picture.

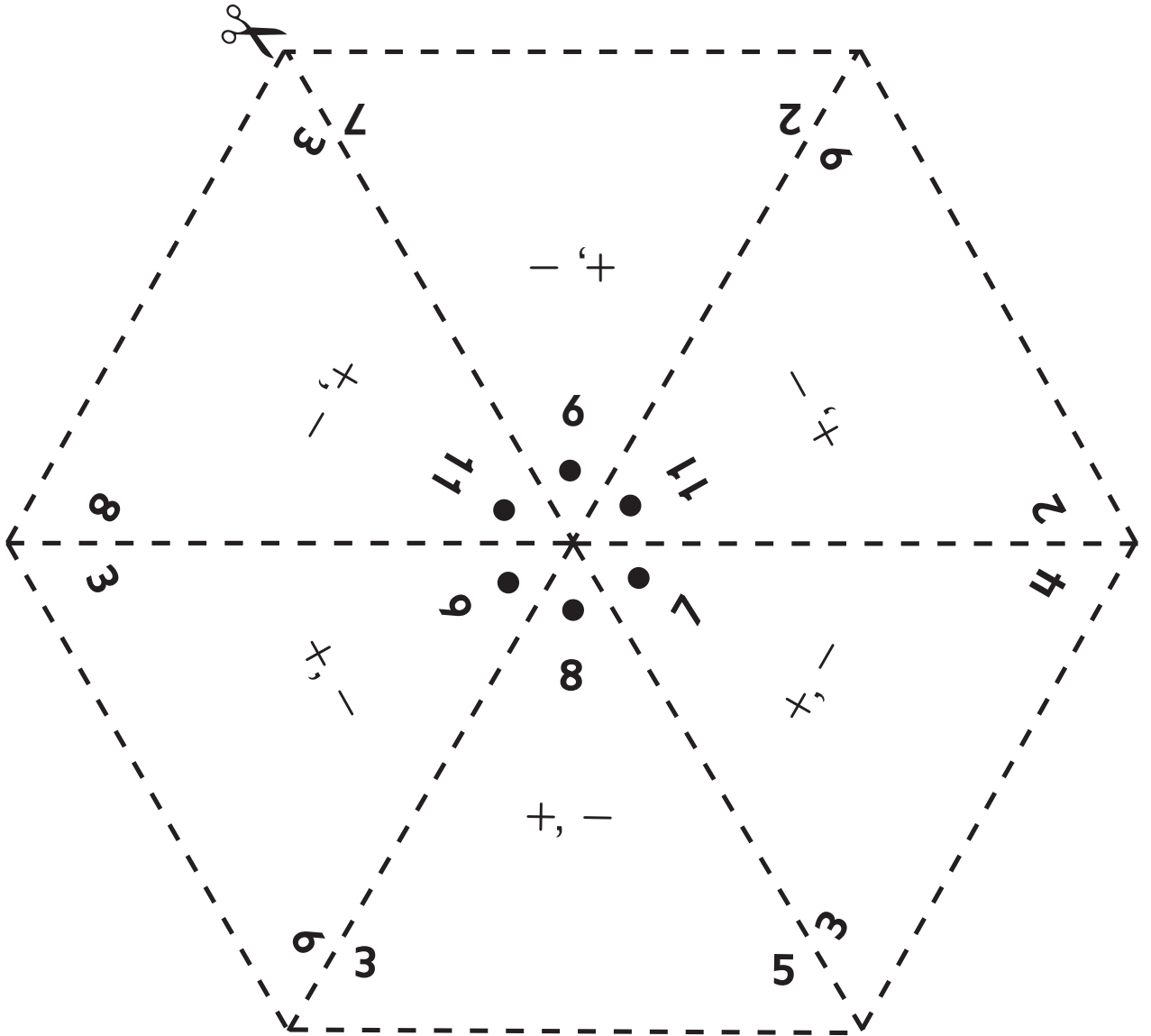
Practice

- ④ What number do the base-10 blocks show?



Fact Triangles 7

Cut out the triangles for addition and subtraction fact practice.



Fact Triangles 8

Home Link 7-6

NAME _____

DATE _____

9 x 5 = 45
45 - 9 = 36

3 x 5 = 15
15 - 3 = 12

6 x 4 = 24
24 - 6 = 18

4 x 7 = 28
28 - 4 = 24

12 + •
12 + •

6
11
13
11
8
4

Copyright © McGraw-Hill Education. Permission is granted to reproduce for classroom use.